

EXTERNAL PAVING

APPLICATION BY HAND

MASONRY AND PRE CAST CONCRETE  
STONE, BRICK PAVERS, PATIOS,  
PATHS, WALKWAYS & DRIVEWAYS



Concrete stone pavers and bricks are often used outside because they are robust and hard wearing. Correct treatment of this type of surface is important for stain prevention and ease of maintenance. The following is a guide to help ensure that treated surfaces remain protected and easy to maintain for many years.

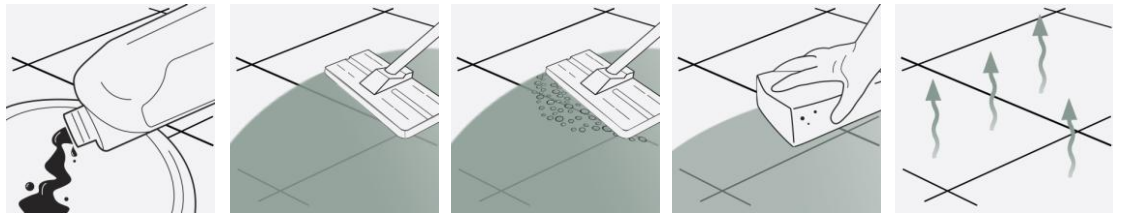
THREE STEP INSTALLATION INSTRUCTION OVERVIEW (SEE PAGE TWO FOR REFURBISHING EXISTING)

STONE & TILE  
INTENSIVE CLEANER

INITIAL CLEANING OF NEWLY INSTALLED SURFACES

ECOPROTEC STONE & TILE INTENSIVE CLEANER – Cleans and conditions surfaces before sealing

1



**STEP 1.**  
Dilute solution 1:10 with warm water and apply to the surface.

**STEP 2.**  
Working in manageable areas at a time spread out the solution. Leave for 20 minutes.

**STEP 3.**  
Add a little water and then scrub surfaces and grout joints to release sediment dirt and grime. Use white pad and pad holder.

**STEP 4.**  
Sponge up released residues. Rinse with water a second time and sponge again.

**STEP 5.**  
Allow surfaces to dry before allowing traffic or sealing.


NATURAL FINISH  
STONE SEALER or  
COLOUR ENHANCING  
STONE SEALER

PROTECT AGAINST STAINS - (apply before and after grouting)

ECOPROTEC NATURAL FINISH STONE SEALER - protects against water, oil and grime

Or ECOPROTEC COLOUR ENHANCING STONE SEALER – protects and enhances / natural finish

2



**STEP 1.**  
Before grouting: Apply sealing solution to the surface.

**STEP 2.**  
Spread out evenly using a sealant applicator pad and pad holder.

**STEP 3.**  
Allow sealer to absorb and dry. Apply further coats at 2 hour intervals until it will absorb no more. Wipe away excess and leave to dry.

**STEP 4.**  
Leave sealer to cure over night before pointing . Clean off cement residues with a sponge and water and leave to dry.

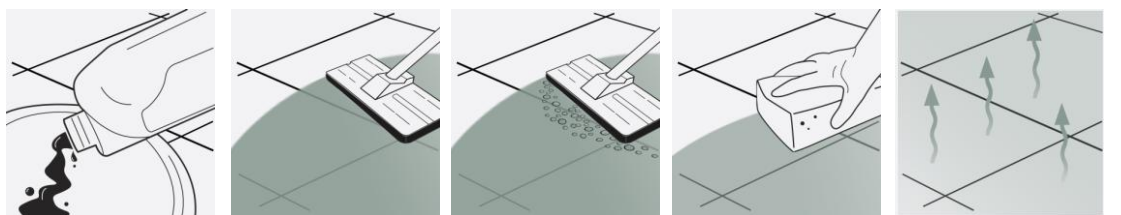
**STEP 5.**  
Once fully dry apply a final coat of sealer covering the joints as well. Leave to dry.

STONE & TILE  
INTENSIVE CLEANER

REGULAR AFTERCARE – Removing organic matter, dirt and grime

ECOPROTEC STONE & TILE INTENSIVE CLEANER – Use every 6 – 12 months

3



**STEP 1.**  
Dilute solution 1:10 with warm water and apply to the surface.

**STEP 2.**  
Working in manageable areas at a time spread out the solution. Leave for 20 minutes.

**STEP 3.**  
Add a little water and then scrub surfaces and grout joints to release sediment dirt and grime. Use Black pad and pad holder.

**STEP 4.**  
Sponge up released residues. Rinse with water a second time and sponge again.

**STEP 5.**  
Allow surfaces to dry before allowing traffic.



Telephone +44(0)1823 666213  
Email info@ecoprotec.co.uk  
Web www.ecoprotec.co.uk  
Address tone estate, wellington TA21 0AN UK



EXTERNAL PAVING

APPLICATION BY HAND

MASONRY AND PRE CAST CONCRETE  
STONE, BRICK PAVERS, PATIOS,  
PATHS, WALKWAYS & DRIVEWAYS



EQUIPMENT REQUIRED:

LTP Tools - 4pc pole, pad holder, sealant applicator, white emulsifying pad, deck brush, claw brush, buffing cloths, buckets, sponges, mops.

Ensure that any sensitive surfaces not to be cleaned are properly covered and protected before beginning. Ensure that gloves, eye protection and suitable water proof clothing are worn at all times.

1 CLEANING AND REFURBISHING – used and heavily soiled surfaces

- Before sealing the stone should be thoroughly cleaned. Use **ECOPROTEC External Paving Cleaner** to remove & clean mould spores, black spot lichen, fungus, algae and moss.
- Pour solution undiluted onto the surface.
- Spread out evenly using a sponge or paint brush.
- Leave for a minimum of 1 hour.
- Apply a little water and agitate with a stiff deck brush or emulsifying pad to release dirt & grime.
- Rinse thoroughly with clean water to remove any remaining residues.
- Surfaces should be thoroughly dry before sealing.
- For the removal of other types of dirt see the table below.



OTHER TYPES OF DIRT

Cement residues, mineral salt formations and organic matter.

ECOPROTEC Stone & Tile Intensive Cleaner

Tar, wax paint, bitumen and epoxy grout residues

ECOPROTEC Graffiti Remover

2 PROTECTIVE SEAL TREATMENTS

- **ECOPROTEC Natural Finish Stone Sealer** and **ECOPROTEC Colour Enhancing Stone sealer** will render the surface water and oil repellent.
- Both will help prevent staining, aid cleaning and simplify the removal of stains.
- **ECOPROTEC Natural Finish Stone Sealer** will not greatly alter the character of treated surfaces.
- **ECOPROTEC Colour Enhancing Stone Sealer** will enhance the appearance of treated surfaces, but leave a natural finish.
- There are no health concerns once the product has properly cured.
- Both are breathable so can be used on surfaces that are still slightly damp or have no damp proof course.

NB. Always test products on an inconspicuous area before general application. Surfaces that are non absorbent or saturated with moisture cannot be treated. **ECOPROTEC Natural Stone Sealer** and **ECOPROTEC Colour Enhancing Stone Sealer** are both impregnating sealers that need to fully absorb. Any un-absorbed sealer should be buffed off with a micro-fibre cloth or machine with white pad to remove the excess. Some stones may be darker after application. Acid substances, if left on the surface, may damage acid sensitive stones even after treatment.

3 AFTERCARE



**ECOPROTEC Stone & Tile Intensive Cleaner**  
High performance intensive cleaner for interior and exterior use.

Diluted 1 part cleaning solution with 10 parts water. Used periodically to wash down surfaces, this product will help keep sealed external surfaces free from organic matter and stains from pollution. On larger outside areas it can also be used in scrubber drier machines. For dilution rates refer to the technical data sheet.

NB. Always follow detailed instructions on the product labels. Protect acid sensitive stone surfaces from contact with acidic substances. Do not use abrasive materials on honed and polished stones. Avoid using steam cleaners, jet washers, normal detergents or strong bleach cleaners on sealed surfaces as they can cause damage to the surface and will gradually remove the protective seal.

*This information is offered without guarantee. The material should be used so as to take account of the local conditions and the surfaces to be treated. In case of doubt, the product should be tried out in an inconspicuous area*



Telephone +44(0)1823 666213  
Email info@ecoprotec.co.uk  
Web www.ecoprotec.co.uk  
Address stone estate, wellington TA21 0AN UK



Stone Federation  
Great Britain

