

APPLICATION GUIDE

POLISHED CONCRETE

APPLICATION BY HAND

ECO Pro tec

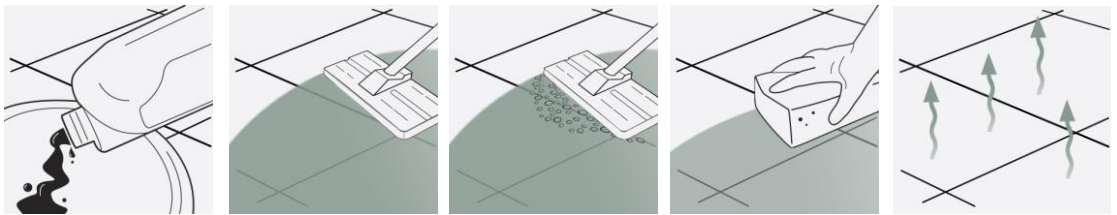
Lime based solid concrete surfaces that are mechanically polished to a honed or reflective finish do require a certain level of care. The following is a guide to help ensure that polished or honed concrete surfaces remain protected and easy to maintain for many years.

THREE STEP INSTALLATION INSTRUCTION OVERVIEW (SEE PAGE TWO FOR REFURBISHING EXISTING)

STONE & TILE INTENSIVE CLEANER

INITIAL CLEANING OF NEWLY INSTALLED SURFACES

ECOPROTEC STONE & TILE INTENSIVE CLEANER – Cleans and conditions surfaces before sealing



STEP 1.
Dilute solution 1 :1 with warm water and apply to the surface.

STEP 2.
Working in manageable areas at a time spread out the solution. Leave for 20 minutes.

STEP 3.
Add a little water and then scrub surfaces and grout joints to release sediment dirt and grime. Use white pad and pad holder.


STEP 4.
Sponge up released residues. Rinse with water a second time and sponge again.

STEP 5.
Allow surfaces to dry before allowing traffic or sealing.

NATURAL FINISH STONE SEALER

PROTECT AGAINST STAINS - (applying sealer to polished concrete surfaces)

ECOPROTEC NATURAL FINISH STONE SEALER - protects against water, oil and grime



STEP 1.
Ensure surface to be treated is clean and as dry as possible before pouring the sealer onto the surface.

STEP 2.
Spread out evenly using a Sealant applicator pad and pad holder.

STEP 3.
Allow sealer to absorb and dry. Apply further coats at 2 hour intervals until it will absorb no more. Leave to dry.

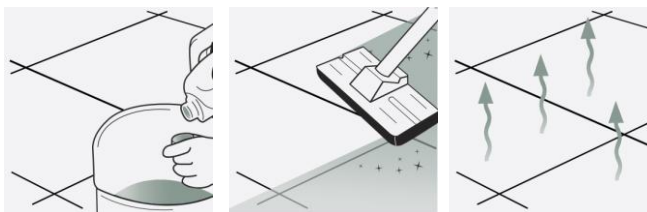
STEP 4.
Dry buff the surface to finish.

STEP 5.
Newly sealed and finished surfaces should be left to dry for a minimum of 2 hours before allowing traffic.

NATURAL STONE & PORCELAIN AFTER CARE CLEANER

REGULAR AFTERCARE

ECOPROTEC NATURAL STONE & PORCELAIN AFTER CARE CLEANER – Ph Neutral



STEP 1.
Dilute 1 capful of cleaner per litre of warm water.

STEP 2.
Mop surfaces with the Solution. Do not rinse.

STEP 3.
Allow to dry. Do not walk on surface during drying time. (20 minutes).

Approx 40 washes per litre of cleaner.

1



2



3



Telephone +44(0)1823 666213
Email info@ecoprotec.co.uk
Web www.ecoprotec.co.uk
Address tone estate, wellington TA21 0AN UK



APPLICATION GUIDE

POLISHED CONCRETE

APPLICATION BY HAND

ECO Pro tec

EQUIPMENT REQUIRED:

LTP Tools - 4pc pole, pad holder, sealant applicator, white emulsifying pad, deck brush, claw brush, buffing cloths, buckets, sponges, mops.

Ensure that any sensitive surfaces not to be cleaned are properly covered and protected before beginning. Ensure that gloves, eye protection and suitable protective clothing are worn at all times.

1 CLEANING AND REFURBISHING – used and heavily soiled surfaces

- Before sealing the polished concrete should be thoroughly cleaned. Old layers of sealer, residues from aftercare cleaners and deposits must be removed from the surface and the pores of the stone with **ECOPROTEC Stone & Tile Intensive Cleaner**.
- To help remove years of ground in dirt and grime dilute Stone & Tile Intensive Cleaner 1 : 1 with water and apply to the surface. This should be left for 20 minutes.
- Agitate the surface using a white pad, scrubbing brush or rotary scrubbing machine.
- Continue to scrub while adding clean water. Remove released residues using a sponge and water or extract using a wet vac.
- Rinse thoroughly with clean water to remove any remaining residues.
- Surfaces should be thoroughly dry before sealing.
- For the removal of other types of dirt see the table below.

OTHER TYPES OF DIRT

Care product residues, oil, grease and dirt

ECOPROTEC Stone & Tile Intensive Cleaner

Wax and acrylic layers, paint and epoxy grout residues

ECOPROTEC Graffiti Remover

2 PROTECTIVE SEAL TREATMENTS

- **ECOPROTEC Natural Finish Stone Sealer** will render the surface water and oil repellent.
- The sealer will help prevent staining, aid cleaning and simplify the removal of stains.
- **ECOPROTEC Natural Finish Stone Sealer** will not greatly alter the character of treated surfaces.
- There are no health concerns once the product has properly cured.
- The product is breathable so can be used on surfaces that are still slightly damp or have no damp proof course.
- Cleaned appropriately using **ECOPROTEC Natural stone and porcelain after care cleaner** we would suggest topping up the protective treatment every 3 – 4 years.
- Suitable for internal and external use.

NB. Always test products on an inconspicuous area before general application. Surfaces that are non absorbent or saturated with moisture cannot be treated. **ECOPROTEC Natural Stone Sealer** is an impregnating sealer that needs to fully absorb. Any un-absorbed sealer should be buffed off with a micro-fibre cloth or machine with white pad to remove the excess. Some polished concrete may be darker after application. Acid substances, if left on the surface, may damage acid sensitive surfaces even after treatment.

3 AFTERCARE



ECOPROTEC Natural stone and porcelain after care cleaner

High quality every day after care cleaner floor wash that is suitable for interior and exterior use

A gentle cleaner especially formulated to clean natural stone, polished concrete, porcelain and ceramic without damaging the surfaces or protective treatments, leaving surfaces with a fresh clean fragrance. Suitable for use on both sealed and unsealed, polished and unpolished surfaces. **1 ltr of product will wash a 20 m² surface 40 times.**

NB. Always follow detailed instructions on the product labels. Protect acid sensitive concrete surfaces from contact with acidic substances. Do not use abrasive materials polished concrete. Avoid using steam cleaners, normal detergents or strong bleach cleaners on sealed surfaces as they will gradually remove the protective seal.

This information is offered without guarantee. The material should be used so as to take account of the local conditions and the surfaces to be treated. In case of doubt, the product should be tried out in an inconspicuous area



Telephone +44(0)1823 666213
 Email info@ecoprotec.co.uk
 Web www.ecoprotec.co.uk
 Address tone estate, wellington TA21 0AN UK



Stone
Federation
Great Britain

