

APPLICATION GUIDE

POLISHED NATURAL STONE

APPLICATION BY HAND

GRANITE, MARBLE, SLATE, QUARTZ
AND LIMESTONE (INCLUDING
ARTIFICIAL STONE & TERRAZZO)

ECO Pro tec

Mechanically polished natural stone will normally require a certain level of care. The following is a guide to help ensure that treated surfaces remain protected and easy to maintain for many years.

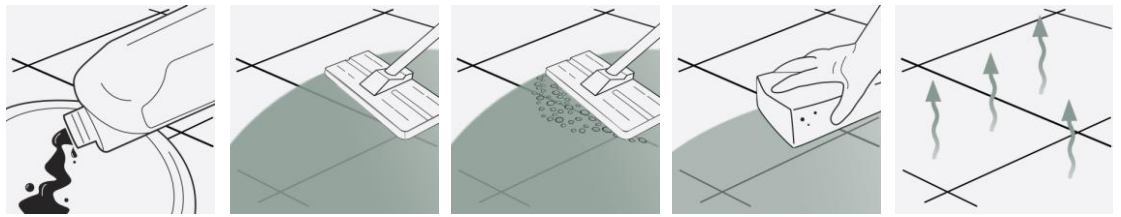
THREE STEP INSTALLATION INSTRUCTION OVERVIEW (SEE PAGE TWO FOR REFURBISHING EXISTING)

STONE & TILE INTENSIVE CLEANER

INITIAL CLEANING OF NEWLY INSTALLED SURFACES

ECOPROTEC STONE & TILE INTENSIVE CLEANER – Cleans and conditions surfaces before sealing

1



STEP 1.

Dilute solution 1:10 with warm water and apply to the surface.

STEP 2.

Working in manageable areas at a time spread out the solution. Leave for 20 minutes.

STEP 3.

Add a little water and then scrub surfaces and grout joints to release sediment dirt and grime. Use white pad and pad holder.

STEP 4.

Sponge up released residues. Rinse with water a second time and sponge again.

STEP 5.

Allow surfaces to dry before allowing traffic or sealing.

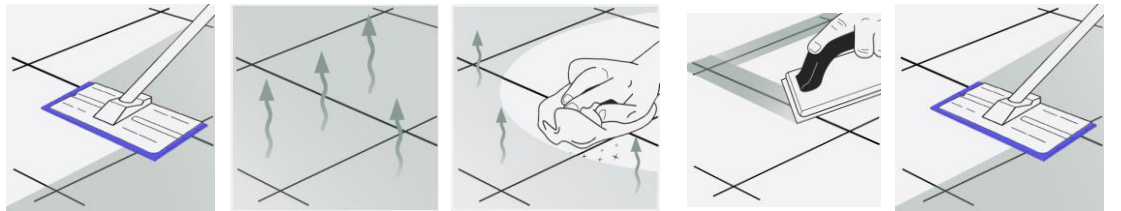
NATURAL FINISH STONE SEALER or COLOUR ENHANCING STONE SEALER

PROTECT AGAINST STAINS - (apply before and after grouting)

ECOPROTEC NATURAL FINISH STONE SEALER - protects against water, oil and grime

Or ECOPROTEC COLOUR ENHANCING STONE SEALER-protects and enhances/natural finish

2



STEP 1.

Before grouting: Apply sealing solution to the surface. Spread out evenly using a sealant applicator pad and pad holder.

STEP 2.

Allow sealer to absorb and dry. Apply further coats at 2 hour intervals Until it will absorb no more. Wipe away excess and leave to dry.

STEP 3.

Remove any residual sealer if still visible after 1 hour by buffing with a micro fibre cloth or buffing machine.

STEP 4.

Leave sealer to cure overnight before grouting the joints. Clean off grout residues and leave to dry.

STEP 5.

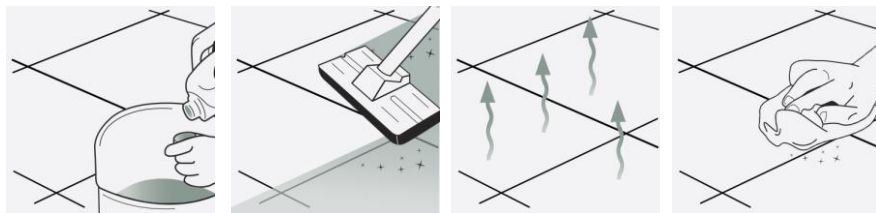
Once fully dry apply a final Coat of sealer covering the joints. Leave to dry. Buff of any sealer if still visible after 1 hour. Do not allow traffic for 3 hours.

NATURAL STONE & PORCELAIN AFTER CARE CLEANER

REGULAR AFTERCARE

ECOPROTEC NATURAL STONE & PORCELAIN AFTER CARE CLEANER – Ph Neutral

3



STEP 1.

Dilute 1 capful of cleaner per litre of warm water.

STEP 2.

Mop surfaces with the Solution. Do not rinse.

STEP 3.

Allow to dry. Do not walk on surface during drying time. (20 minutes).

STEP 4.

For best results buff polished surfaces with a microfiber cloth to finish

Approx 40
washes
from 1 litre
of cleaner



Telephone +44(0)1823 666213
Email info@ecoprotec.co.uk
Web www.ecoprotec.co.uk
Address tone estate, wellington TA21 0AN UK



Federation
Stone
Great Britain



APPLICATION GUIDE

POLISHED NATURAL STONE

APPLICATION BY HAND

GRANITE, MARBLE, SLATE, QUARTZ
AND LIMESTONE (INCLUDING
ARTIFICIAL STONE & TERRAZZO)

ECO PRO TEC

EQUIPMENT REQUIRED:

LTP Tools - 4pc pole, pad holder, sealant applicator, white emulsifying pad, deck brush, claw brush, buffing cloths, buckets, sponges, mops.

Ensure that any sensitive surfaces not to be cleaned are properly covered and protected before beginning. Ensure that gloves, eye protection and suitable water proof clothing are worn at all times.

1 CLEANING AND REFURBISHING – used and heavily soiled surfaces

- Before sealing the stone should be thoroughly cleaned. Old layers of sealer, residues from aftercare cleaners and deposits must be removed from the surface and the pores of the stone.
- To help remove years of ground in dirt and grime dilute **ECOPROTEC Stone & Tile Intensive Cleaner** 1:1 with water and apply to the surface. This should be left for 5-30 minutes depending upon the level of dirt.
- Agitate the surface using a white pad, scrubbing brush or rotary scrubbing machine and leave for a further 5 minutes.
- Continue to scrub while adding clean water. Remove released residues using a sponge and water or extract using a wet vac.
- Rinse thoroughly with clean water to remove any remaining residues.
- Surfaces should be thoroughly dry before sealing, a minimum of 24 hours.
- For the removal of other types of dirt see the table below.
- Polished marble and limestone when used for residential floors may need to be mechanically re-polished on a yearly or two yearly schedule (depending on the traffic the floor receives). Heavier traffic levels and commercial floor areas may require mechanical polishing on a weekly or monthly basis.
- Do not use acid based cleaners on limestone or marble. If you are unsure please call our helpline for advise.

OTHER TYPES OF DIRT

Care product residues, oil, grease and dirt

ECOPROTEC Stone & Tile Intensive Cleaner

Wax and acrylic layers, paint and epoxy grout residues

ECOPROTEC Graffiti Remover

Light cement films and lime residues

ECOPROTEC Stone & Tile Intensive Cleaner

2 PROTECTIVE SEAL TREATMENTS

- ECOPROTEC Natural Finish Stone Sealer** and **Colour Enhancing Stone Sealer** will render the surface water and oil repellent.
- Both will help prevent staining, aid cleaning and simplify the removal of stains.
- ECOPROTEC Natural Finish Stone Sealer** will not greatly alter the character of treated surfaces.
- ECOPROTEC Colour Enhancing Stone Sealer** will enhance the appearance of treated surfaces, but leave a natural finish.
- There are no health concerns once the product has properly cured.
- Both are breathable so can be used on surfaces that are slightly damp or have no damp proof course.
- Cleaned appropriately using **ECOPROTEC Natural stone and porcelain after care cleaner** we would suggest topping up the protective treatment every 3 – 4 years.
- Suitable for internal and external use.

NB. Always test products on an inconspicuous area before general application. Surfaces that are non absorbent or saturated with moisture cannot be treated. **ECOPROTEC Natural Stone Sealer** and **ECOPROTEC Colour Enhancing Stone Sealer** are both impregnating sealer that needs to fully absorb. Any un-absorbed sealer should be buffed off with a micro-fibre cloth or machine with white pad to remove the excess. Some stones may be darker after application. Acidic substances, if left on the surface, may damage acid sensitive stones even after treatment.

3 AFTERCARE



ECOPROTEC Natural stone and porcelain after care cleaner

High quality every day after care cleaner floor wash that is suitable for interior and exterior use

A gentle cleaner especially formulated to clean natural stone, porcelain and ceramic without damaging the grout, tile or protective treatments, leaving surfaces with a fresh clean fragrance. Suitable for use on both sealed and unsealed, polished and unpolished surfaces. **1 ltr of product will wash a 20 m² surface 40 times.**

NB. Always follow detailed instructions on the product labels. Protect acid sensitive stone surfaces from contact with acidic substances. Do not use abrasive materials on honed and polished stones. Avoid using steam cleaners, normal detergents or strong bleach cleaners on sealed surfaces as they will gradually remove the protective seal.

This information is offered without guarantee. The material should be used so as to take account of the local conditions and the surfaces to be treated. In case of doubt, the product should be tried out in an inconspicuous area



Telephone +44(0)1823 666213
Email info@ecoprotec.co.uk
Web www.ecoprotec.co.uk
Address tone estate, wellington TA21 0AN UK



Stone
Federation
Great Britain

